


AUTO875 Datasheet

PRESSURE REGULATOR FOR
HYDROGEN FUEL CELL PASSENGER VEHICLES



● Gas ● Liquid | ● Diaphragm ● Piston | ● Self-Venting ● Non-Venting | Max Inlet: 875 bar (12,690 psi) | Max Outlet: 20 bar (290 psi) | Cv 0.5



INTRODUCING THE AUTO875...

The AUTO875 is a high-pressure, piston-sensed pressure regulator with a solid disk design, designed specifically for Hydrogen fuel cell passenger vehicles. With a **balanced main valve** as standard it offers stable control of outlet pressures up to 20 bar (290 psi) from a maximum 875 bar (12,690 psi) inlet pressure.

In addition to critical safety features such as its double o-ring backup, the AUTO875 offers convenient access to the seat cartridge in the base of the regulator for simplified servicing.

SPECIFICATION

Max. Rated Inlet Pressure	875 bar (12,690 psi)
Outlet Ranges	Up to 20 bar (290 psi)
Design Proof Pressure	150% max. working pressure
Seat Leakage	In accordance with ANSI/FCI 70-3
Weight	2.7kg (5.95lbs)

Note: Pressure regulator rating may be limited by connection type, Cv and/or seat material. Contact the office for specific pressure requirements.

FEATURES AND BENEFITS

1 DOUBLE O-RING

Safety back-up in the event of primary o-ring failure during use.

2 EASY ACCESS TO SEAT CARTRIDGE

Simplified servicing through the base of the regulator.

3 IN-LINE LEAKAGE SENSE LINE

Easy to connect pipework to sense for H₂ leakage, and makes set point anti-tamper proof.

4 BALANCED MAIN VALVE DESIGN

Improved control across the pressure range.

STANDARD MATERIALS OF CONSTRUCTION

PART	MATERIALS
Body	ASTM A479 316/316L Stainless Steel (UNS S31600/S31603) <i>Approx. Temperatures: -196°C to 538°C</i>
Main Valve Pin	ASTM A479 316/316L Stainless Steel
Seat	Tecasint® (2011) <i>Approx. Temperatures: -196°C to 250°C</i>
Valve Spring	Elgiloy® (UNS R30003) <i>Approx. Temperatures: -196°C to 450°C</i>
Piston	ASTM A479 316/316L Stainless Steel
O-Rings	EPDM (Ethalyne) <i>Approx. Temperatures: -40°C to 150°C</i>
Loading Spring	ASTM A479 316/316L Stainless Steel
Filter	30 Microns

For the full list of material temperature ranges, please visit www.pressure-tech.com.

Note: Temperature details are provided as nominal values for guidance purposes only. No warranty is made, expressed or implied. Contact the office for specific temperature requirements.

Product availability and specifications contained herein are subject to change without notice. Consult local distributor or factory for potential revisions and/or service related issues. Pressure Tech Ltd support with product selection recommendations only - it is the users responsibility to ensure the product is suitable for their specific application requirements.



PRESSURE TECH LTD

Unit 24, Graphite Way, Hadfield, Glossop, Derbyshire, UK, SK13 1QH
T +44 (0)1457 899 307
E sales@pressure-tech.com
W www.pressure-tech.com

DESIGNED, MANUFACTURED AND BUILT IN THE UK

070422

PAGE:
1 OF 4

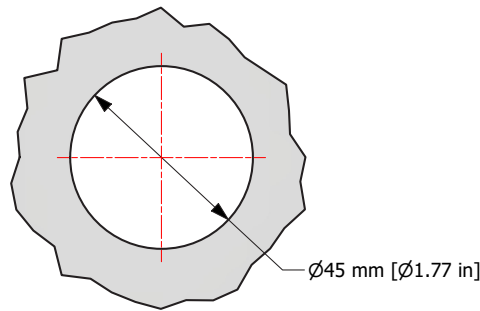
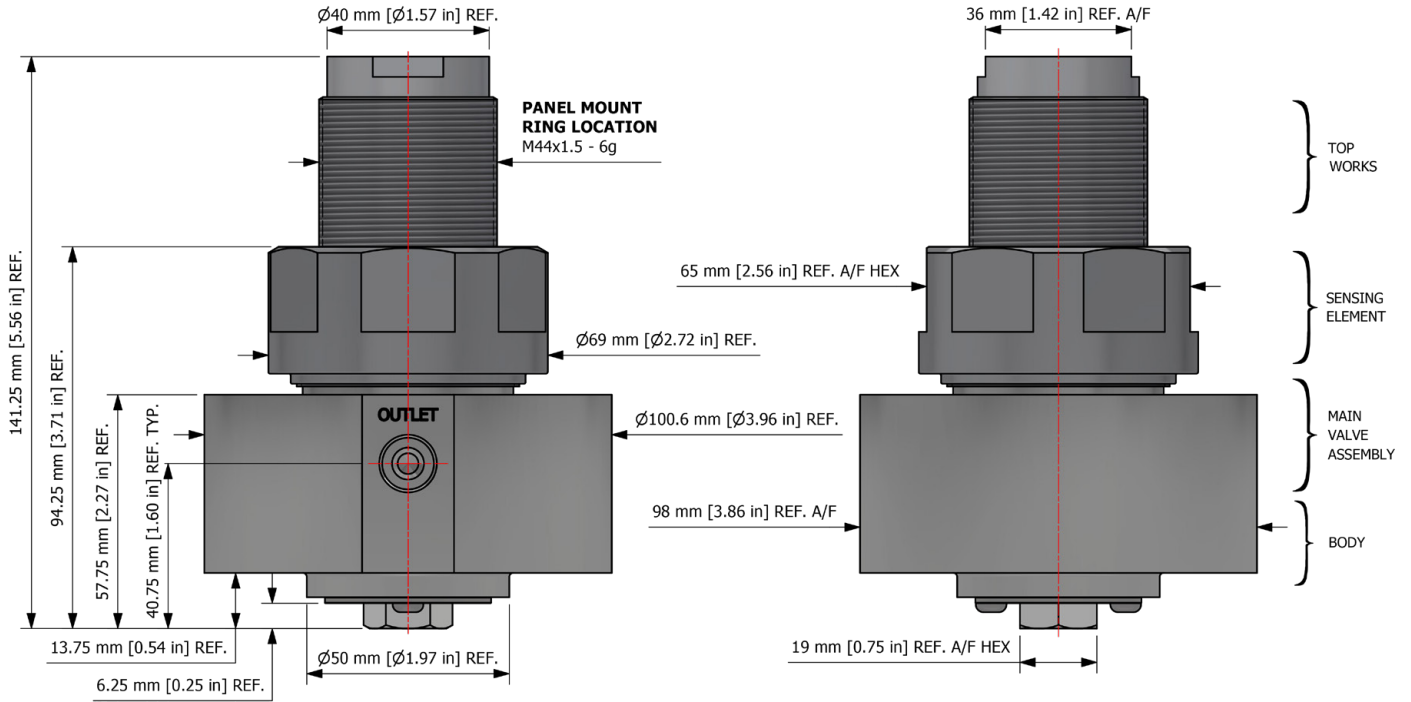
AUTO875 Datasheet

PRESSURE REGULATOR FOR
HYDROGEN FUEL CELL PASSENGER VEHICLES



Gas
 Liquid
 Diaphragm
 Piston
 Self-Venting
 Non-Venting
 Max Inlet: 875 bar (12,690 psi)
 Max Outlet: 20 bar (290 psi)
 Cv 0.5

DRAWINGS AND INSTALLATION DIMENSIONS



PANEL CUTOUT

Product availability and specifications contained herein are subject to change without notice. Consult local distributor or factory for potential revisions and/or service related issues. Pressure Tech Ltd support with product selection recommendations only - it is the users responsibility to ensure the product is suitable for their specific application requirements.



PRESSURE TECH LTD
 Unit 24, Graphite Way, Hadfield, Glossop, Derbyshire, UK, SK13 1QH
 T +44 (0)1457 899 307
 E sales@pressure-tech.com
 W www.pressure-tech.com

DESIGNED, MANUFACTURED AND BUILT IN THE UK

070422

PAGE:
2 OF 4

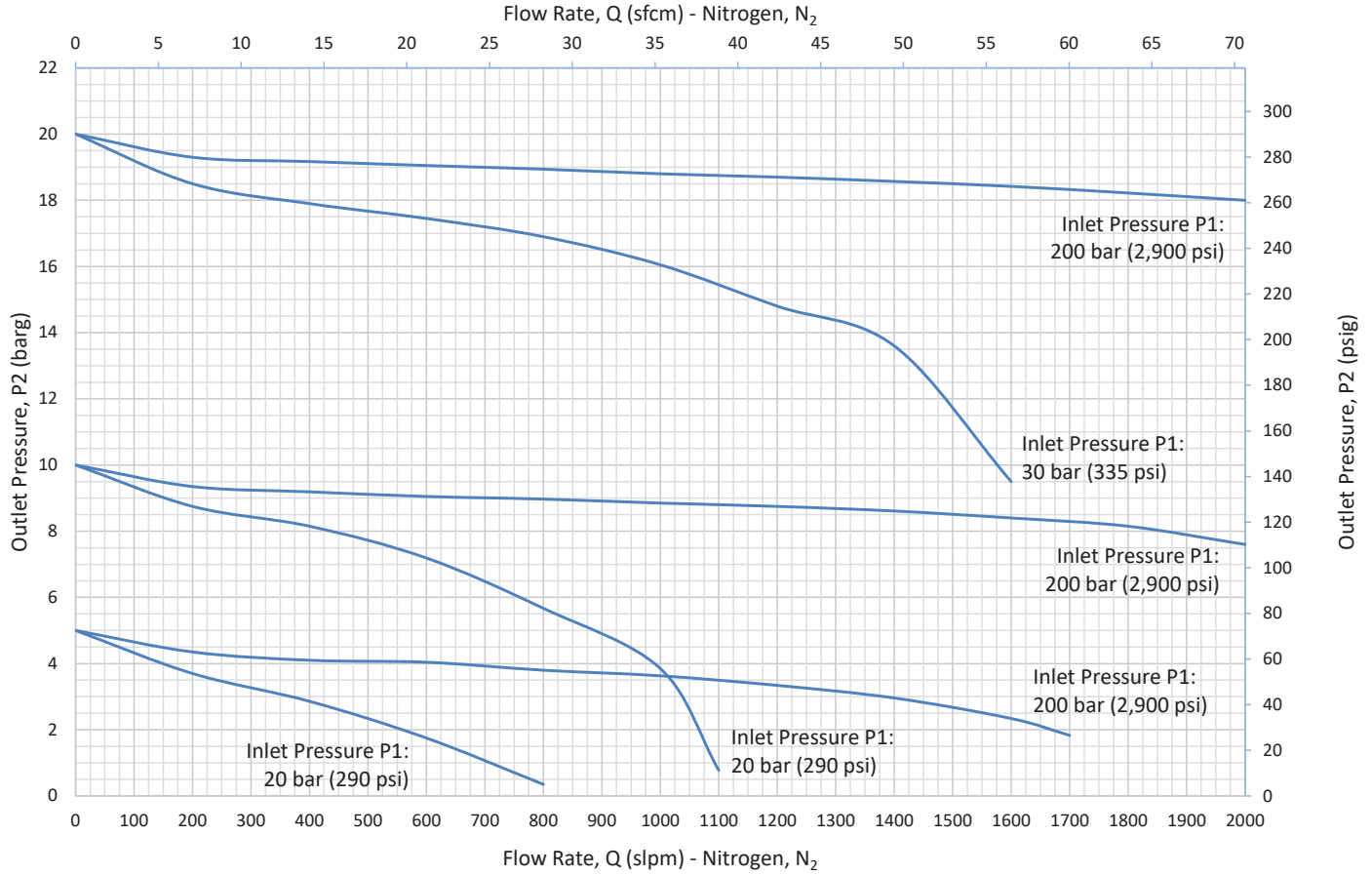
AUTO875 Datasheet

PRESSURE REGULATOR FOR
HYDROGEN FUEL CELL PASSENGER VEHICLES

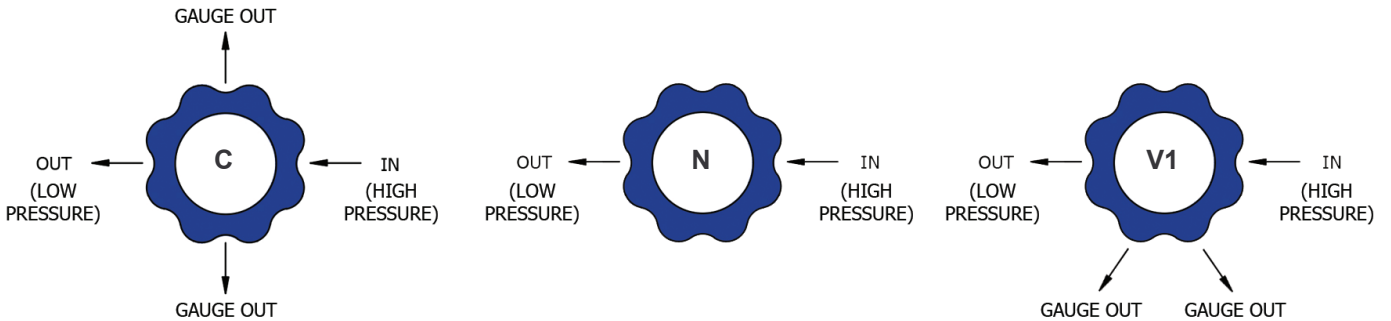
PRESSURE TECH

Gas
 Liquid
 Diaphragm
 Piston
 Self-Venting
 Non-Venting
 Max Inlet: 875 bar (12,690 psi)
 Max Outlet: 20 bar (290 psi)
 Cv 0.5

FLOW CURVE



PORTING CONFIGURATIONS



Product availability and specifications contained herein are subject to change without notice. Consult local distributor or factory for potential revisions and/or service related issues. Pressure Tech Ltd support with product selection recommendations only - it is the users responsibility to ensure the product is suitable for their specific application requirements.



PRESSURE TECH LTD
 Unit 24, Graphite Way, Hadfield, Glossop, Derbyshire, UK, SK13 1QH
 T +44 (0)1457 899 307
 E sales@pressure-tech.com
 W www.pressure-tech.com

DESIGNED, MANUFACTURED AND BUILT IN THE UK

070422

PAGE:
3 OF 4

AUTO875 Datasheet

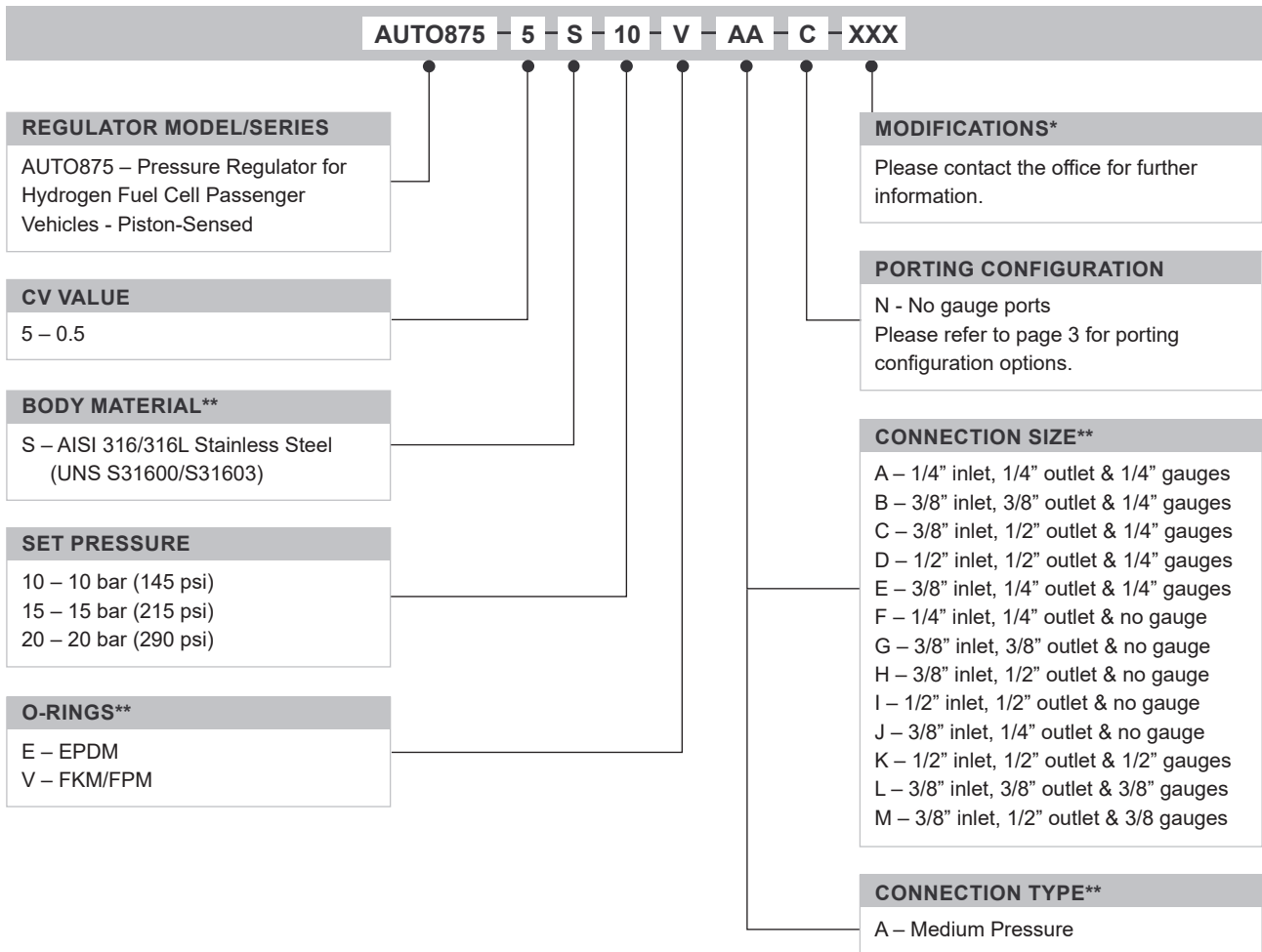
PRESSURE REGULATOR FOR
HYDROGEN FUEL CELL PASSENGER VEHICLES



Gas
 Liquid
 Diaphragm
 Piston
 Self-Venting
 Non-Venting
 Max Inlet: 875 bar (12,690 psi)
 Max Outlet: 20 bar (290 psi)
 Cv 0.5

ORDERING INFORMATION

To build a Pressure Tech part number, simply combine the characters identified below in sequence:



OPTIONAL EXTRAS		
	PART NUMBER	DESCRIPTION
Service Kit	SRK-MF101-05-B...	Various 'Balanced' options available

Note:
Ancillary equipment also available

Product availability and specifications contained herein are subject to change without notice. Consult local distributor or factory for potential revisions and/or service related issues. Pressure Tech Ltd support with product selection recommendations only - it is the users responsibility to ensure the product is suitable for their specific application requirements.



PRESSURE TECH LTD
Unit 24, Graphite Way, Hadfield, Glossop, Derbyshire, UK, SK13 1QH
T +44 (0)1457 899 307
E sales@pressure-tech.com
W www.pressure-tech.com

DESIGNED, MANUFACTURED AND BUILT IN THE UK

070422

PAGE:

AUTO875 Datasheet

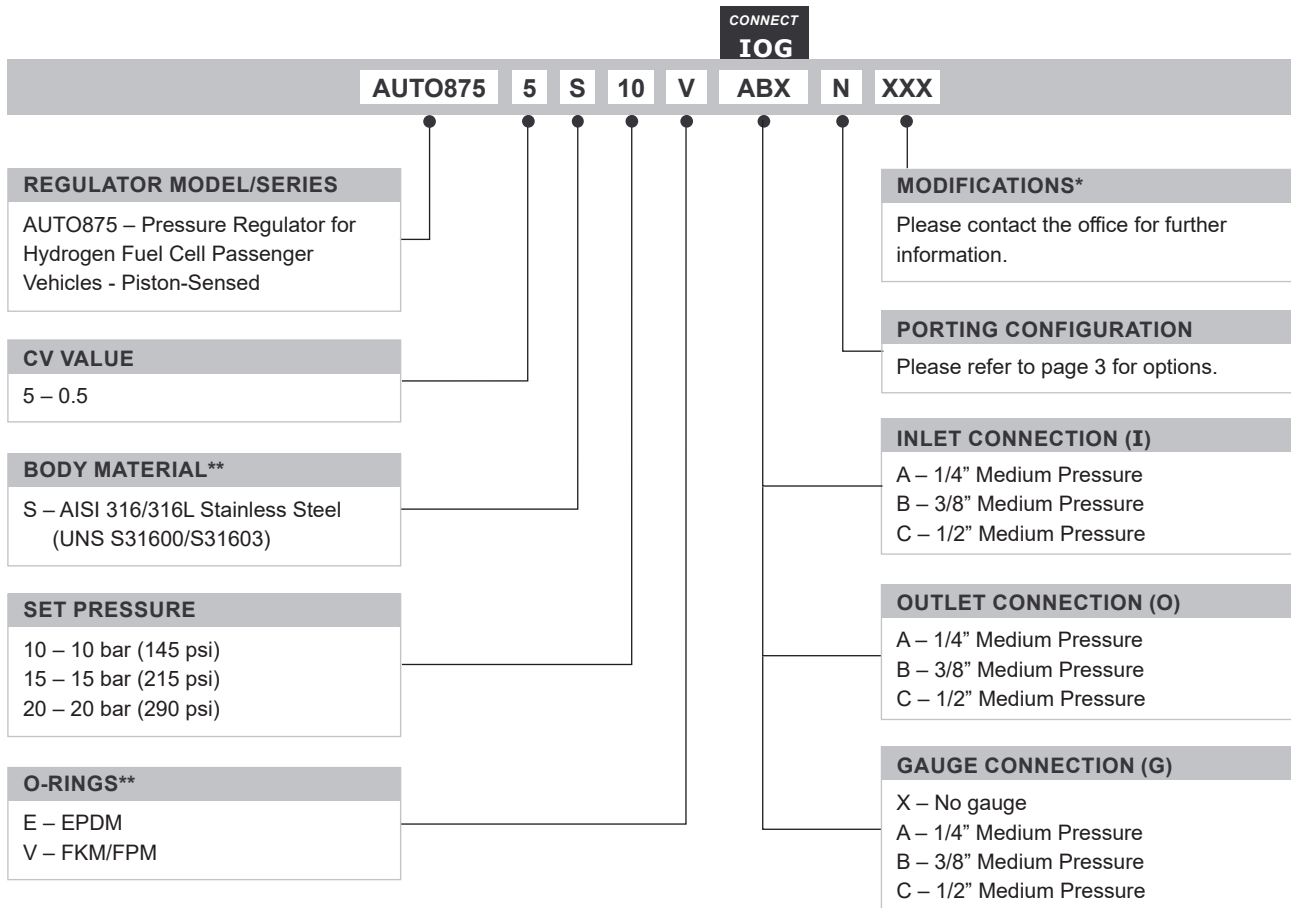
PRESSURE REGULATOR FOR
HYDROGEN FUEL CELL PASSENGER VEHICLES



Gas
 Liquid
 Diaphragm
 Piston
 Self-Venting
 Non-Venting
 Max Inlet: 875 bar (12,690 psi)
 Max Outlet: 20 bar (290 psi)
 Cv 0.5

ORDERING INFORMATION

To build a Pressure Tech part number, simply combine the characters identified below in sequence:



OPTIONAL EXTRAS		
	PART NUMBER	DESCRIPTION
Service Kit	SRK-AUTO875-05-B...	Various 'Balanced' options available

Note: Ancillary equipment also available

TRADEMARKS: Inconel® is a registered trademark of Inco Alloys International
Tecasint® is a registered trademark of Ensinger GmbH

* Where applicable

** Other options may be available - please contact the office

Product availability and specifications contained herein are subject to change without notice. Consult local distributor or factory for potential revisions and/or service related issues.
Pressure Tech Ltd support with product selection recommendations only - it is the users responsibility to ensure the product is suitable for their specific application requirements.



PRESSURE TECH LTD

Unit 24, Graphite Way, Hadfield, Glossop, Derbyshire, UK, SK13 1QH
T +44 (0)1457 899 307
E sales@pressure-tech.com
W www.pressure-tech.com

DESIGNED, MANUFACTURED AND BUILT IN THE UK

070422

PAGE:
4 OF 4